




Chilisin Electronics Singapore Pte Ltd

Ni-Zn Core, RH Type

Shape

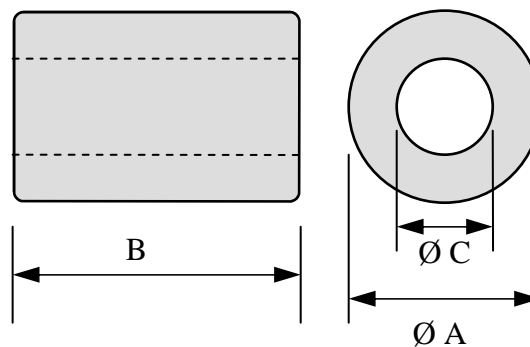
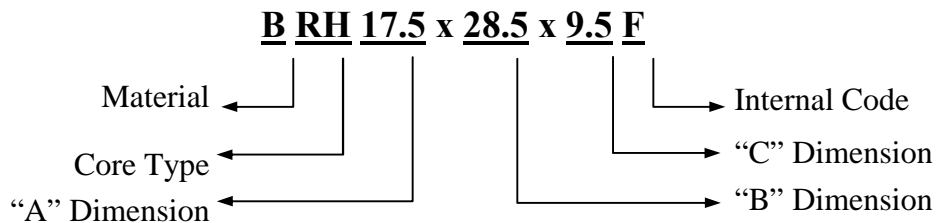


These RH core offer cheap effective solution for EMI Shielding. It range of core size range from very small to the very large. It offer for cable over moulding as well as on PCB mounting.

Parts may be supplied with insulated coating if required. Although in most cases the high resistivity of the ferrite material is sufficient as a dielectric barrier.

Customer design specification and shape are welcome.

Ordering Code:



Material:

A, B, B₂₄₆, K and Y₇.
Other special Material upon request.

[Next](#)

[Back](#)



Chilisin Electronics Singapore Pte Ltd

Ni-Zn Core, RH Type

Electrical Characteristics

PART NO.	"A" Dimension mm	"B" Dimension mm	"C" Dimension mm	Typical Impedance (Ω)	
				25 MHz min	100MHz
B RH 2.5 x 1.5 x 0.76	2.5 ± 0.15	1.5 ± 0.15	0.76 ± 0.1	6.3	17.5
B RH 2.5 x 3.0 x 0.76	2.5 ± 0.15	3.0 ± 0.15	0.76 ± 0.1	8.5	25.0
B RH 2.5 x 4.0 x 0.76	2.5 ± 0.15	4.0 ± 0.15	0.76 ± 0.1	12.5	32.0
Y ₇ RH 2.5 x 7.0 x 0.76	2.5 ± 0.15	7.0 ± 0.2	0.76 ± 0.1	28.0	68.0
Y ₇ RH 3.5 x 4.5 x 0.76	3.5 ± 0.2	4.5 ± 0.2	0.76 ± 0.1	22.0	60.0
Y ₇ RH 3.5 x 6.0 x 0.76	3.5 ± 0.2	6.0 ± 0.3	0.76 ± 0.1	23.0	90.0
Y ₇ RH 3.5 x 7.8 x 0.76	3.5 ± 0.2	7.8 ± 0.3	0.76 ± 0.1	25.0	100
Y ₇ RH 3.5 x 8.3 x 0.76	3.5 ± 0.2	8.3 ± 0.3	0.76 ± 0.1	30.0	110.0
B ₂₄₆ RH 3.5 x 9.0 x 0.76	3.5 ± 0.2	9.0 ± 0.4	0.76 ± 0.1	60.0	100.0
Y ₇ RH 3.5 x 11.5 x 0.76	3.5 ± 0.2	11.5 ± 0.4	0.76 ± 0.1	62.0	145.0
B RH 3.5 x 3.0 x 1.2	3.5 ± 0.2	3.0 ± 0.2	1.2 ± 0.15	8.5	22.0
Y ₇ RH 3.5 x 4.5 x 1.2	3.5 ± 0.2	4.5 ± 0.2	1.2 ± 0.15	16.0	52.0
B RH 3.5 x 6.0 x 1.2	3.5 ± 0.2	6.0 ± 0.3	1.2 ± 0.15	18.0	44.0
Y ₇ RH 3.5 x 8.3 x 1.2	3.5 ± 0.2	8.3 ± 0.3	1.2 ± 0.15	30.0	90.0
Y ₇ RH 3.5 x 9.2 x 1.2	3.5 ± 0.2	9.2 ± 0.4	1.2 ± 0.15	35.0	100.0
Y ₇ RH 3.5 x 14.0 x 1.2	3.5 ± 0.2	14.0 ± 0.4	1.2 ± 0.15	56.0	138.0
B RH 4.0 x 3.2 x 1.6	4.0 ± 0.2	3.2 ± 0.2	1.6 ± 0.15	9.5	25.0
B RH 4.0 x 4.0 x 1.6	4.0 ± 0.2	4.0 ± 0.2	1.6 ± 0.15	10.5	27.0
B RH 5.0 x 6.0 x 1.2	5.0 ± 0.2	6.0 ± 0.3	1.2 ± 0.15	22.0	60.0
B RH 5.0 x 6.0 x 1.5	5.0 ± 0.2	6.0 ± 0.3	1.5 ± 0.15	20.0	48.0
B RH 6.5 x 10.0 x 4.3	6.5 ± 0.3	10.0 ± 0.3	4.3 ± 0.2	9.0	27.0
B RH 7.5 x 7.5 x 2.4	7.5 ± 0.3	7.5 ± 0.3	2.4 ± 0.2	22.5	60.0
B RH 7.5 x 16.0 x 2.8	7.5 ± 0.3	16.0 ± 0.4	2.8 ± 0.2	40.0	102.0
B RH 8.0 x 10.0 x 1.0	8.0 ± 0.3	10.0 ± 0.4	1.0 ± 0.2	55.0	140.0
B RH 8.0 x 10.0 x 1.5	8.30 ± 0.3	10.0 ± 0.4	1.5 ± 0.2	45.0	130.0

[Next](#)

[Back](#)



Chilisin Electronics Singapore Pte Ltd

Ni-Zn Core, RH Type

Electrical Characteristics

PART NO.	"A" Dimension mm	"B" Dimension mm	"C" Dimension mm	Typical Impedance (Ω)	
				25 MHz min	100MHz
B RH 6.0 x 7.0 x 3.0	6.0 \pm 0.2	7.0 \pm 0.3	3.0 \pm 0.2	24.0	46.0
B RH 6.0 x 10.0 x 3.0	6.0 \pm 0.2	10.0 \pm 0.3	3.0 \pm 0.2	37.0	66.0
B RH 6.0 x 10.0 x 4.2	6.0 \pm 0.2	10.0 \pm 0.3	4.2 \pm 0.2	23.0	53.0
B RH 7.0 x 9.5 x 5.3	7.0 \pm 0.2	9.5 \pm 0.3	5.3 \pm 0.2	18.0	43.0
B RH 7.5 x 7.5 x 2.4	7.5 \pm 0.2	7.5 \pm 0.3	2.4 \pm 0.15	47.0	90.0
B RH 7.6 x 4.2 x 3.6	7.6 \pm 0.2	4.2 \pm 0.2	3.6 \pm 0.2	16.0	43.0
B RH 7.8 x 9.6 x 5.0	7.8 \pm 0.2	9.6 \pm 0.3	5.0 \pm 0.2	36.0	115.0
B RH 7.8 x 12.5 x 5.0	7.8 \pm 0.2	12.5 \pm 0.4	5.0 \pm 0.2	42	156
B RH 7.9 x 10.0 x 3.0	7.9 \pm 0.2	10.0 \pm 0.3	3.0 \pm 0.2	63.0	183.0
B RH 8.0 x 9.0 x 4.0	8.0 \pm 0.2	9.0 \pm 0.3	4.0 \pm 0.2	43.0	142.0
B RH 9.0 x 8.0 x 5.0	9.0 \pm 0.25	8.0 \pm 0.3	5.0 \pm 0.2	37.0	137.0
B RH 9.3 x 9.5 x 5.2	9.3 \pm 0.25	9.5 \pm 0.3	5.2 \pm 0.2	40.0	141.0
B RH 9.3 x 11.0 x 5.2	9.3 \pm 0.25	11.0 \pm 0.3	5.2 \pm 0.2	44.0	157.0
B RH 9.4 x 7.2 x 6.3	9.4 \pm 0.25	7.2 \pm 0.3	6.3 \pm 0.25	32.0	145.0
B RH 9.5 x 9.5 x 5.0	9.5 \pm 0.25	9.5 \pm 0.3	5.0 \pm 0.2	47.0	155.0
B RH 9.5 x 10.0 x 5.8	9.5 \pm 0.25	10.0 \pm 0.3	5.8 \pm 0.2	42.0	155.0
B RH 9.5 x 10.4 x 5.0	9.5 \pm 0.25	10.4 \pm 0.3	5.0 \pm 0.2	47.0	151.0
B RH 9.5 x 12.7 x 4.8	9.5 \pm 0.25	12.7 \pm 0.4	4.8 \pm 0.2	60.0	177.0
B RH 9.5 x 12.7 x 5.0	9.5 \pm 0.25	12.7 \pm 0.4	5.0 \pm 0.2	56.0	165.0
B RH 9.5 x 14.5 x 5.0	9.5 \pm 0.25	14.5 \pm 0.4	5.0 \pm 0.2	62.0	178.0
B RH 9.5 x 19.0 x 5.0	9.5 \pm 0.25	19.0 \pm 0.5	5.0 \pm 0.2	74.0	199.0
B RH 10.0 x 6.2 x 6.0	10.0 \pm 0.3	6.2 \pm 0.3	6.0 \pm 0.25	32.0	139.0
B RH 10.0 x 7.0 x 6.0	10.0 \pm 0.3	7.0 \pm 0.3	6.0 \pm 0.25	34.0	141.0
B RH 10.0 x 7.5 x 7.0	10.0 \pm 0.3	7.5 \pm 0.3	7.0 \pm 0.25	29.0	130.0
B RH 10.0 x 10.0 x 7.0	10.0 \pm 0.3	10.0 \pm 0.3	7.0 \pm 0.25	34.0	144.0

[Next](#)

[Back](#)



Chilisin Electronics Singapore Pte Ltd

Ni-Zn Core, RH Type

Electrical Characteristics

PART NO.	"A" Dimension mm	"B" Dimension mm	"C" Dimension mm	Typical Impedance (Ω)	
				25 MHz min	100MHz
B RH 10.0 x 20.0 x 5.5	10.0 \pm 0.3	20.0 \pm 0.5	5.5 \pm 0.2	67.0	171.0
B RH 12.0 x 8.0 x 6.0	12.0 \pm 0.3	8.0 \pm 0.3	6.0 \pm 0.25	40.0	151.0
B RH 12.0 x 8.0 x 7.0	12.0 \pm 0.3	8.0 \pm 0.3	7.0 \pm 0.25	37.0	149.0
B RH 12.0 x 9.0 x 5.6	12.0 \pm 0.3	9.0 \pm 0.3	5.6 \pm 0.2	50.0	160.0
B RH 12.0 x 11.0 x 3.5	12.0 \pm 0.3	11.0 \pm 0.4	3.5 \pm 0.2	80.0	205.0
B RH 12.0 x 12.0 x 5.6	12.0 \pm 0.3	12.0 \pm 0.4	5.6 \pm 0.2	53.0	162.0
B RH 12.0 x 15.0 x 7.0	12.0 \pm 0.3	15.0 \pm 0.4	7.0 \pm 0.25	53.0	161.0
B RH 12.0 x 15.0 x 7.3	12.0 \pm 0.3	15.0 \pm 0.4	7.3 \pm 0.25	52.0	165.0
B RH 12.0 x 15.0 x 8.5	12.0 \pm 0.3	15.0 \pm 0.4	8.5 \pm 0.25	41.0	153.0
B RH 12.0 x 15.5 x 5.6	12.0 \pm 0.3	15.5 \pm 0.4	5.6 \pm 0.2	74.0	197.0
B RH 12.0 x 20.0 x 5.6	12.0 \pm 0.3	20.0 \pm 0.5	5.6 \pm 0.2	88.0	255.0
B RH 12.0 x 20.0 x 7.0	12.0 \pm 0.3	20.0 \pm 0.5	7.0 \pm 0.25	88.0	225.0
B RH 12.0 x 23.0 x 3.5	12.0 \pm 0.3	23.0 \pm 0.5	3.5 \pm 0.2	151.0	321.0
B RH 12.0 x 30.0 x 5.6	12.0 \pm 0.3	30.0 \pm 0.6	5.6 \pm 0.2	139.0	297.0
B RH 12.5 x 12.5 x 8.0	12.5 \pm 0.3	12.5 \pm 0.4	8.0 \pm 0.25	43.0	158.0
B RH 12.5 x 12.7 x 4.9	12.5 \pm 0.3	12.7 \pm 0.4	4.9 \pm 0.2	70.0	188.0
B RH 12.7 x 12.7 x 7.9	12.7 \pm 0.3	12.7 \pm 0.4	7.9 \pm 0.25	43.0	140.0
B RH 12.7 x 15.0 x 7.9	12.7 \pm 0.3	15.0 \pm 0.4	7.9 \pm 0.25	47.0	153.0
B RH 13.0 x 12.7 x 7.0	13.0 \pm 0.3	12.7 \pm 0.4	7.0 \pm 0.25	55.0	169.0
B RH 14.2 x 10.3 x 6.35	14.2 \pm 0.3	10.3 \pm 0.4	6.35 \pm 0.25	57.0	173.0
B RH 14.2 x 15.0 x 6.35	14.2 \pm 0.3	15.0 \pm 0.5	6.35 \pm 0.25	66.0	182.0
B RH 14.2 x 22.5 x 6.35	14.2 \pm 0.3	22.5 \pm 0.5	6.35 \pm 0.25	104.0	241.0
B RH 14.2 x 23.5 x 7.0	14.2 \pm 0.3	23.5 \pm 0.5	7.0 \pm 0.25	100.0	240.0
B RH 14.2 x 23.5 x 8.0	14.2 \pm 0.3	23.5 \pm 0.5	8.0 \pm 0.25	78.0	202.0
B RH 14.2 x 28.5 x 6.35	14.2 \pm 0.3	28.5 \pm 0.6	6.35 \pm 0.25	117.0	278.0

[Next](#)

[Back](#)



Chilisin Electronics Singapore Pte Ltd

Ni-Zn Core, RH Type

Electrical Characteristics

PART NO.	"A" Dimension mm	"B" Dimension mm	"C" Dimension mm	Typical Impedance (Ω)	
				25 MHz min	100MHz
B RH 14.2x 28.5 x 6.7	14.2 \pm 0.3	28.5 \pm 0.6	6.7 \pm 0.25	119.0	271.0
B RH 14.2 x 28.5 x 7.0	14.2 \pm 0.3	28.5 \pm 0.6	7.0 \pm 0.25	116.0	267.0
B RH 14.2 x 28.5 x 8.0	14.2 \pm 0.3	28.5 \pm 0.6	8.0 \pm 0.25	93.0	233.0
B RH 15.0 x 12.0 x 10.5	15.0 \pm 0.3	12.0 \pm 0.4	10.5 \pm 0.25	38.0	155.0
B RH 15.5 x 28.5 x 7.3	15.5 \pm 0.3	28.5 \pm 0.6	7.3 \pm 0.25	123.0	272.0
B RH 15.8 x 28.5 x 7.9	15.8 \pm 0.3	28.5 \pm 0.6	7.9 \pm 0.25	98.0	224.0
B RH 16.0 x 13.0 x 8.0	16.0 \pm 0.3	13.0 \pm 0.4	8.0 \pm 0.25	57.0	169.0
B RH 16.0 x 14.0 x 10.0	16.0 \pm 0.3	14.0 \pm 0.4	10.0 \pm 0.25	44.0	155.0
B RH 16.0 x 15.0 x 12.0	16.0 \pm 0.3	15.0 \pm 0.4	12.0 \pm 0.25	38.0	138.0
B RH 16.0 x 16.0 x 8.0	16.0 \pm 0.3	16.0 \pm 0.5	8.0 \pm 0.25	70.0	188.0
B RH 16.0 x 17.0 x 9.0	16.0 \pm 0.3	17.0 \pm 0.5	9.0 \pm 0.25	62.0	182.0
B RH 16.0 x 20.5 x 8.0	16.0 \pm 0.3	20.5 \pm 0.5	8.0 \pm 0.25	82.0	219.0
B RH 16.0 x 28.5 x 9.0	16.0 \pm 0.3	28.5 \pm 0.6	9.0 \pm 0.25	89.0	222.0
B RH 16.9 x 9.8 x 7.0	16.9 \pm 0.4	9.8 \pm 0.3	7.0 \pm 0.25	58.0	172.0
B RH 17.5 x 12.7 x 9.5	17.5 \pm 0.3	12.7 \pm 0.4	9.5 \pm 0.25	53.0	158.0
B RH 17.5 x 13.5 x 9.5	17.5 \pm 0.3	13.5 \pm 0.4	9.5 \pm 0.25	52.0	167.0
B RH 17.5 x 28.5 x 9.5	17.5 \pm 0.3	28.5 \pm 0.6	9.5 \pm 0.25	80.0	259.0
B RH 17.5 x 28.5 x 10.7	17.5 \pm 0.3	28.5 \pm 0.6	10.7 \pm 0.25	88.0	214.0
B RH 18.4 x 10.0 x 9.6	18.4 \pm 0.3	10.0 \pm 0.3	9.6 \pm 0.25	46.0	146.0
B RH 18.4 x 12.0 x 9.5	18.4 \pm 0.3	12.0 \pm 0.4	9.5 \pm 0.25	51.0	146.0
B RH 18.4 x 14.3 x 9.6	18.4 \pm 0.3	14.3 \pm 0.4	9.6 \pm 0.25	64.0	181.0
B RH 20.0 x 18.0 x 10.0	20.0 \pm 0.3	18.0 \pm 0.4	10.0 \pm 0.25	73.0	196.0
B RH 26.0 x 28.5 x 13.0	26.0 \pm 0.4	28.5 \pm 0.6	13.0 \pm 0.4	108.0	257.0
B RH 28.0 x 20.0 x 16.0	28.0 \pm 0.6	20.0 \pm 0.5	16.0 \pm 0.4	70.0	201.0
B RH 28.5 x 20.3 x 14.0	28.5 \pm 0.8	20.3 \pm 0.5	14.0 \pm 0.4	83.0	214.0

[Next](#)

[Back](#)