




Chilisin Electronics Singapore Pte Ltd

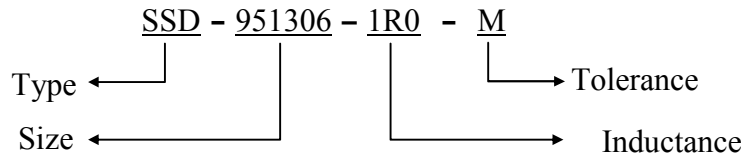
SMD Shielded Power Chokes, SSD Series



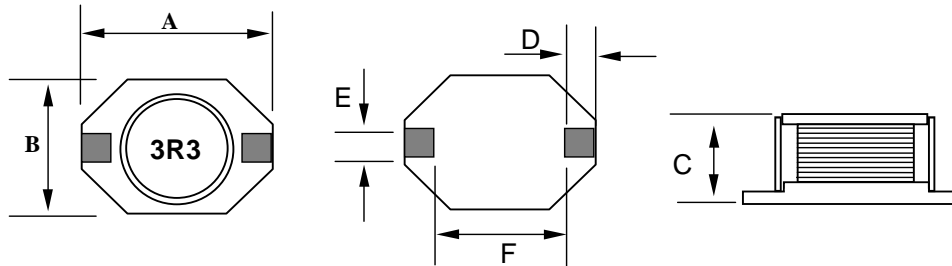
Feature:

These new SSD Series is specially designed with shielding for the smallest possible size, Low cost and High Performance. It high energy storage and very low DC Resistance offer Higher saturated current which is suitable for DC to DC conversion for Notebook, Palm Top, Step up or Step down converters etc.

Ordering Code:



Dimension in mm:



Type	A	B	C	D	E	F
SSD-456603	6.60 max	4.45 max	2.92 max	1.02	1.27	4.32
SSD-951306	12.95 max	9.4 max	5.08 max	2.54	2.54	7.62
SSD-161972	18.54 max	15.24 max	7.62 max	2.54	2.54	12.7

Electrical:

Type	Inductance	Rated Current
SSD-456603-□□□-□	1.0 μ H to 10,000 μ H	3.0 Amps to 0.02Amps
SSD-951306-□□□-□	1.0 μ H to 47 μ H	5.6 Amps to 1.0Amps
SSD-161972-□□□-□	10.0 μ H to 1000 μ H	8.0 Amps to 0.80Amps

[Next](#)

[Back](#)



ELECTRICAL CHARACTERISTICS

Part Number	Inductance ($\mu\text{H} \pm 20\%$)	SRF (MHz)	DC R (Ω max)	Rated Current (A)
SSD-456603-1R0M	1.0	250	0.040	3.0
SSD-456603-1R5M	1.5	125	0.045	2.8
SSD-456603-2R2M	2.2	120	0.050	1.8
SSD-456603-3R3M	3.3	120	0.055	1.6
SSD-456603-4R7M	4.7	105	0.060	1.4
SSD-456603-6R8M	6.8	50	0.065	1.2
SSD-456603-100M	10.0	38	0.075	1.0
SSD-456603-150M	15.0	33	0.090	0.8
SSD-456603-220M	22.0	25	0.11	0.7
SSD-456603-330M	33.0	20	0.19	0.6
SSD-456603-470M	47.0	20	0.23	0.5
SSD-456603-680M	68.0	15	0.29	0.4
SSD-456603-101M	100.0	10	0.48	0.3

- Tested at 100 KHz, 0.1 Vrms
- Electrical specification at 25°C
- Rated current = 30°C Typical
- Operating Temperature range -40°C to +85°C

[Next](#)

[Back](#)



ELECTRICAL CHARACTERISTICS

Part Number	Inductance ($\mu\text{H} \pm 20\%$)	SRF (MHz)	DC Resistance (Ω max)	Rated Current (A)
SSD-456603-151M	150	9	0.59	0.26
SSD-456603-221M	220	6	0.77	0.22
SSD-456603-331M	330	5	1.4	0.20
SSD-456603-471M	470	4	1.8	0.19
SSD-456603-681M	680	3	2.2	0.18
SSD-456603-102M	1000	2	3.4	0.15
SSD-456603-152M	1500	2	4.2	0.12
SSD-456603-222M	2200	2	8.5	0.10
SSD-456603-332M	3300	1	11.0	0.08
SSD-456603-472M	4700	1	13.9	0.06
SSD-456603-682M	6800	1	25.0	0.04
SSD-456603-103M	10000	0.8	32.8	0.02

- Tested at 100 KHz, 0.1 Vrms
- Electrical specification at 25°C
- Rated current = 30°C Typical
- Operating Temperature range -40°C to +85°C

[Next](#)

[Back](#)



ELECTRICAL CHARACTERISTICS

Part Number	Inductance at 100kHz 0.1Vrms ($\mu\text{H} \pm 20\%$)	SRF (MHz)	DC Resistance Ω max.	I sat ² (Amps) Inductance drop = 10%
SSD-951306-1R0M	1.0	140	0.021	5.6
SSD-951306-1R5M	1.5	120	0.022	5.2
SSD-951306-2R2M	2.2	80	0.032	5.0
SSD-951306-3R3M	3.3	70	0.039	3.9
SSD-951306-4R7M	4.7	40	0.054	3.2
SSD-951306-6R8M	6.8	38	0.075	2.8
SSD-951306-100M	10	35	0.101	2.4
SSD-951306-150M	15	25	0.150	2.0
SSD-951306-220M	22	19	0.207	1.6
SSD-951306-330M	33	15	0.334	1.4
SSD-951306-470M	47	13	0.472	1.0

- Tested at 100 KHz, 0.1 Vrms
- Inductance drop = 10% Typical at rated Isat
- $\Delta T = 30^\circ\text{C}$ Typical at Irms
- Operating Temperature range -40°C to $+85^\circ\text{C}$

[Next](#)

[Back](#)



ELECTRICAL CHARACTERISTICS

Part Number	Inductance ($\mu\text{H} \pm 20\%$)	SRF (MHz)	DC Resistance (Ω max)	I sat ² (Amps) Inductance drop = 10%
SSD-161972-100M	10	30	0.040	8.0
SSD-161972-150M	15	20	0.048	7.0
SSD-161972-220M	22	18	0.059	6.0
SSD-161972-330M	33	14	0.075	5.0
SSD-161972-470M	47	10	0.097	4.0
SSD-161972-680M	68	9.0	0.138	3.0
SSD-161972-101M	100	7.0	0.207	2.4
SSD-161972-151M	150	6.0	0.293	2.1
SSD-161972-221M	220	5.0	0.470	1.9
SSD-161972-331M	330	4	0.780	1.1
SSD-161972-471M	470	3.0	1.080	1.0
SSD-161972-681M	680	2.5	1.400	0.96
SSD-161972-102M	1000	2.0	2.01	0.800

- Tested at 100 KHz, 0.1 Vrms
- Inductance drop = 10% Typical at rated Isat
- $\Delta T = 30^\circ\text{C}$ Typical at Irms
- Operating Temperature range -40°C to $+85^\circ\text{C}$

[Next](#)

[Back](#)